

# ASPT-11f

Flush Mount Pressure Transmitter  
85 Deg C | 150 Deg C | 250 Deg C



## Features

- 316L flush diaphragm structure adopted for pressure connection
- Sanitary, anti-fouling
- Wide pressure range, can measure absolute pressure, gauge pressure and sealed reference pressure
- Good seal, long-term stable work
- With cooling fans, excellent performance for high temperature medium application
- Optional output signal, can be customized

## Applications

- Occasion with easy block, high sanitary requirement and convenient cleaning such as medicine and health care, food, liquor-making, dairy and drinks
- Environmental protection chemical coating, polyurethane equipment, paint detection system etc.

### Notes:

- 1 Do not touch the diaphragm with hard objects, which may cause damage to the diaphragm.
- 2 Please read the Instruction Manual of the product carefully before installation and check the relevant information of the product.
- 3 Strictly follow the wiring method for wiring, otherwise it may cause product damage or other potential faults.
- 4 Misuse of the product may cause danger or personal injury.



## Overview

ASPT-11f Sanitary Flush Pressure Transmitter adopts flush diaphragm to directly receive pressure signal, takes diffused silicon pressure sensor as sensitive element and uses standard silicone or olive oil as pressure transfer medium.

With compact structure, corrosion resistance, vibration resistance and wide range temperature compensation, stainless steel 316L and specially welded flush isolation diaphragm are used for measurement end.

It prevents fouling due to its exposed diaphragm, which is especially applicable to measure viscous fluid pressure with sanitary requirements of health care and food industry, solving problems of fouling, block, cleaning and sanitation. It is also widely applicable to sanitary industries and occasions with fouling forming medium.

## Performance parameters

Pressure range	-100kPa...0~10kPa...10MPa
Pressure reference	Gauge pressure, absolute pressure, sealed gauge pressure
Supply & output	4~20mA (12~30VDC) 0~5V, 1~5V, 0.5~4.5V, 0~10V (12~24VDC)
Accuracy	±0.5%FS
Hysteresis & repeatability	0.1%FS
Temperature drift	1.5%FS (@-20°C~85°C)
Response time	≤1ms (up to 90%FS)
Service life	≥10×10 <sup>6</sup> pressure cycles
Operating temp.	-20°C~85°C
Storage temp.	-40°C~85°C
Medium temp.	-40~85°C (without cooling fans) -40~150°C (with 3 cooling fans), -40°C~250°C (with 5 cooling fans)
Insulation resistance	≥100M Ω/250VDC
Vibration resistance	Sine curve: 20g, 25Hz~2kHz; IEC 60068-2-6 Random: 7.5grms, 5Hz~1kHz; IEC 60068-2-64
Protection	IP65
Medium compatibility	All the media compatible with stainless steel 316L

## Electrical connection and wiring method

Connector code	5: DIN43650	1: 2088 housing
Dimension in mm		
Protection	IP65	IP65

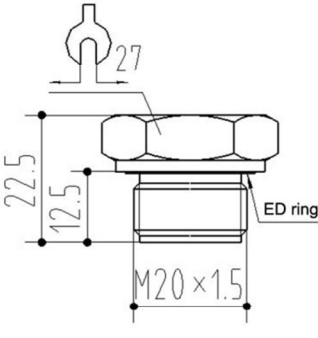
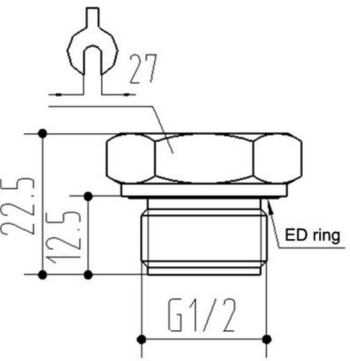
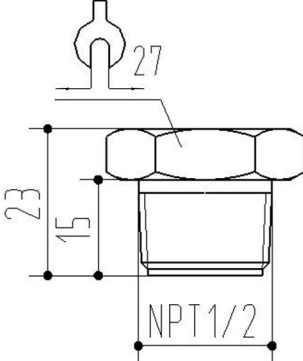
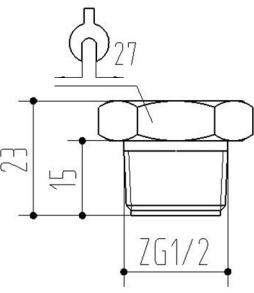
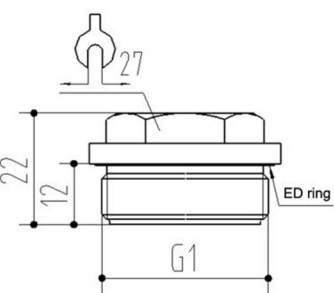
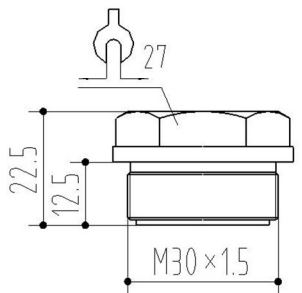
## Electrical connection and wiring method (cont.)

<b>Connection mode (Current output)</b>	Pin 1: Supply Pin 2: Current output	
<b>Connection mode (Voltage output)</b>	Pin 1: Supply Pin 2: GND Pin 3: Voltage output	

## Cooling fan design

Cooling fan code	3: 3 cooling fans	5: 5 cooling fans
<b>Dimension In mm</b>		
<b>Optional thread</b>	M20×1.5-6g, G1/2, M30×1.5	M20×1.5-6g, G1/2

## Pressure connection

Thread code	1: M20×1.5-6g	2: G1/2	7: NPT1/2, Z1/2
Dimension In mm			
Thread code	10: R1/2, PT1/2, ZG1/2	17: G1	26: M30×1.5
Dimension In mm			

Note: 1. Recommended torque: 15~25N • m

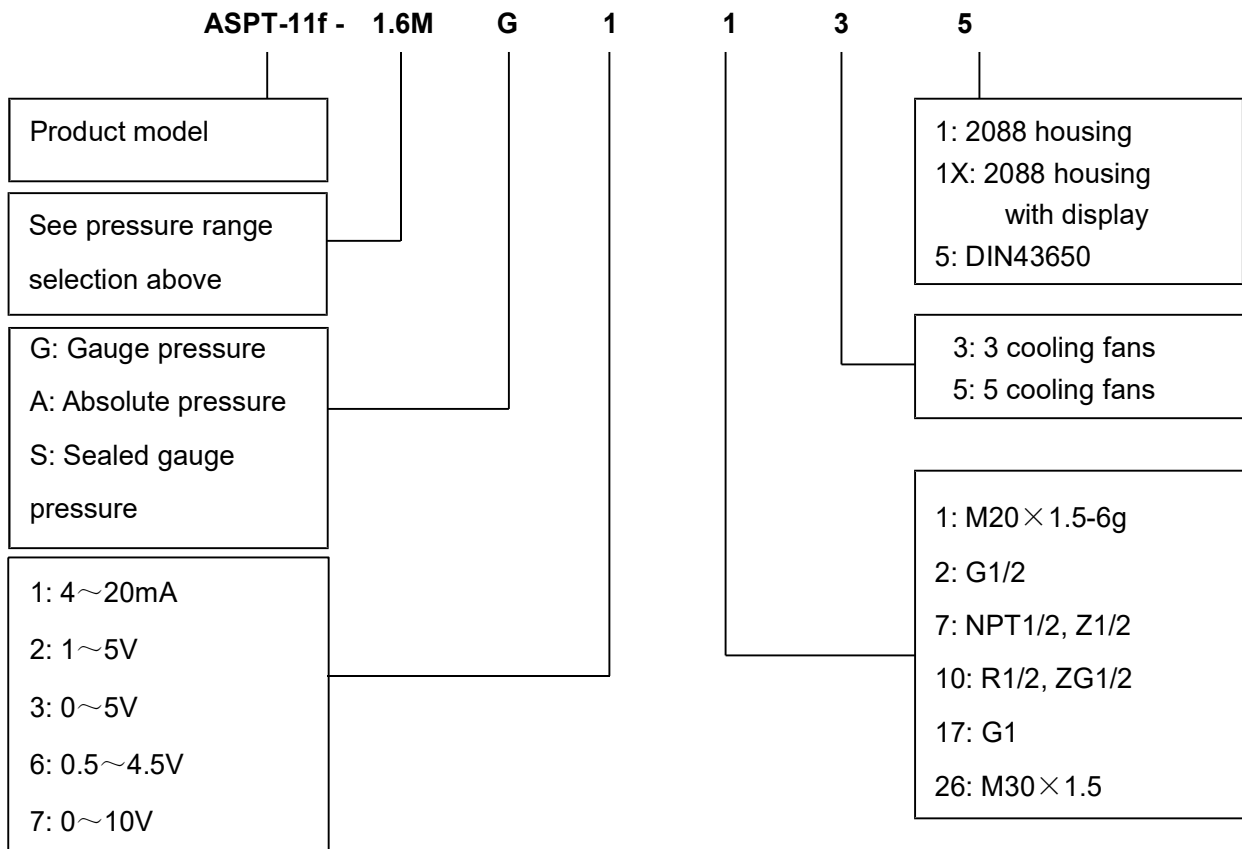
2. Recommended torque depends on a number of factors such as gasket material, supporting material, thread lubrication and pressure.

## Pressure range selection

Code	Pressure reference	Pressure range	Overpressure	Burst pressure	Remark
10k	G	0~10kPa	300%FS	500%FS	
20k	G	0~20kPa	300%FS	500%FS	
35k	G	0~35kPa	300%FS	500%FS	
70k	G	0~70kPa	300%FS	500%FS	
100k	G, A	0~100kPa	200%FS	300%FS	
160k	G	0~160kPa	200%FS	300%FS	
250k	G	0~250kPa	200%FS	300%FS	
400k	G	0~400kPa	200%FS	300%FS	
600k	G	0~600kPa	200%FS	300%FS	
1M	G, S	0~1MPa	200%FS	300%FS	
1.6M	G, S	0~1.6MPa	200%FS	300%FS	
2.5M	G, S	0~2.5MPa	200%FS	300%FS	
6M	S	0~6MPa	150%FS	300%FS	
10M	S	0~10MPa	150%FS	300%FS	

Note: G-Gauge pressure, A-Absolute pressure, S-Sealed gauge pressure

## How to order



### Example: ASPT-11f-1.6MG1135

Refer to product model ASPT-11f, with pressure range 0 ~ 1.6MPa, gauge pressure, output 4 ~ 20mA, pressure connection M20×1.5, 3 cooling fans, electrical connection DIN43650.

### Ordering tips

1. Please note the compatibility of wetted part with the measured medium during the selection.
2. If there are special requirements for product appearance and performance parameters, we can provide customization.

ACT SENSORS reserves the right to make any change in this publication without notice. The information provided is believed to be accurate and reliable as of this product sheet